

Contents

Your questions answered:

- What is the Stanway Experience? Page 2
- What are the 5 categories? Page 2
- What are the levels I can achieve? Page 3
- How does it link to other school awards? Page 4
- How do I record an experience? Page 5
- How do I write a reflection statement? Page 6
- What happens once I've recorded an experience? Page 7
- What are the key rules to remember? Page 8
- In summary! Page 10

What is the Stanway Experience?

The Stanway Experience is a programme where you are **acknowledged** and **awarded** for the amazing things you do over the five years that you are at The Stanway School.

What are the 5 categories?

The Stanway Experience is split into 5 different **categories**. These categories are:

EXPLORE
CONTRIBUTE
ENGAGE
DEVELOP
APPRECIATE

- **Explore** is about the school trips you attend.
- **Contribute** is about volunteer work you do in school and outside of school.
- **Engage** is about going above and beyond by taking part in school events/experiences.
- **Develop** is about learning new skills.
- **Appreciate** is about broadening your knowledge of the subjects you study.

We have listed different suggested experiences on the 'Stanway Experience - Experience Lists' document accessible on the school website and on your Google Classroom. We would like you to record **three** experiences for each category over the **five years** you are at The Stanway School.

What are the levels I can achieve?

For each of the **5** categories you can record **3** experiences. This means that to complete The Stanway Experience you need to have recorded a total of **15** experiences.

Along the way, there are **3** milestones that you can reach. These are:

LEVEL ONE
LEVEL TWO
LEVEL THREE

- For **Level One** you need to complete **5 experiences** across at least **3 categories**
- For **Level Two** you need to complete **9 experiences** across at least **4 categories**
- For **Level Three** you need to complete **12 experiences** across all **5 categories**

For example to achieve **Level One**:

- **Explore:** You went to Danbury Camp and Le Touquet (**2**).
- **Engage:** You took part in the school show and played for the netball team all year (**2**).
- **Develop:** You learnt how to play the guitar (**1**).

For each **Level** you reach you will receive a certificate and Achievement Points.

How does this link to other school awards?




At The Stanway School we have a set of standards for how we behave. This is called **The Stanway Standard**. This unites our **5 core values**.



The **Stanway Standard**

We award students who uphold these values and who have demonstrated engagement and commitment to the life of the school. We do this through **The Stanway Standard Awards**, which students apply for as they move through the school.

To apply for each Stanway Standard Award you need to have completed a certain level of The Stanway Experience (see the table below).

Omnium Ribbon Award	Bicameral Ribbon Award	Triumvirate Ribbon Award
		
Typically awarded to students in Year 7 who have demonstrated engagement and commitment to the life of the school.	Typically awarded during Year 8. Students are expected to promote and uphold the values of the school whilst demonstrating commitment both within and outside of the school community.	Typically awarded during Year 9 and 10. The Triumvirate Ribbon is for students who have demonstrated commitment, resilience and leadership qualities in their time at school.
You should look to have: Stanway Experience Level One	You should look to have: Stanway Experience Level Two	You should look to have: Stanway Experience Level Three

How do I record an experience?

Recording an experience could not be simpler. Here is an easy step by step guide to recording an experience:

1. Complete an experience.
2. Check the 'Stanway Experience - Experience Lists' document, accessible on the school website and on your Google Classroom, to see if your experience fits into one of the categories, or ask Mr MacPhail or Mr Elbourne if you're unsure.
3. If it doesn't, stop reading here and go do an experience! If it does, keep reading!
4. Open your 'Stanway Experience - Student Record' document on the Stanway Experience Google Classroom.
5. Scroll to the category you are wanting to record an experience for.
6. Fill in the required information.
7. Insert a picture/video of a piece of evidence if for **Contribute** or **Develop** on your Student Record.
8. Write your (approximately) 100 word reflection statement.
9. Wait for your experience to be signed off by your tutor.

How do I write a reflection statement?

For every experience that you record, you must write a (approximately) **100 word reflection statement** for it to be signed off by your tutor. This should explain what you learnt from the experience.

You should answer the following questions:

1. **What did you learn from the experience?** - Briefly write about 1 thing that you learnt from the experience.
2. **What went well for you?** - Briefly write about 1 thing that went particular well for you during the experience. Keep this personal to you.
3. **What could you have done to make the experience better for yourself?** - Briefly write about 1 thing that you could have done to make the experience better for yourself. Keep this personal to you. **This is not** about how the experience itself could be improved.
4. **How is this going to impact you?** - State 1 main thing you are going to take away from experience.

In the table below are three different examples of reflection statements. We have numbered them to show you how you might answer each of the questions above.

I went on the 2021 school ski trip. **(1)** Before the trip I had never skied before, and from the experience I learnt how to ski. **(2)** One thing that went well for me during the experience was that I managed to progress from snow plough turns to parallel turns. **(3)** One thing that could have been better for me was that I could have been braver to increase my speed during each turn. **(4)** The main thing I am going to take away from the experience is that I am capable of getting even better at skiing and can see myself doing it in the future.

I volunteered to help at Year 8 parents' evening. **(1)** From the experience I learnt how to be more confident when talking to adults. **(2)** One thing that went well for me during the experience was that I managed to answer difficult questions from a parent and direct them to the right place. **(3)** One thing that could have been better for me was that I could have spoken to a teacher before it started to get all the information I needed. **(4)** The main thing I am going to take away from the experience is that I am capable of talking to adults despite feeling nervous and need to try this more in the future.

I went on a museum visit to the Natural History Museum. **(1)** From the experience I learnt about how evolution has shaped our planet today. **(2)** One thing that went well for me during the experience was that I learnt about the process of evolution and how, through natural selection, animals have adapted to where they live. **(3)** One thing that could have been better for me was that I could have paid more attention to the section on the animals that have gone extinct and why this has happened. **(4)** The main thing I am going to take away from the experience is that I can apply some of this knowledge to my Science work in school.

What happens once I've recorded an experience?

Once a half term your tutor will check each your Student Record and will decide if your experiences can be signed off. It will be signed off if it meets the following criteria:

1. The experience fit into one of the 5 categories.
2. You have completed a recording sheet.
3. You have written your reflection statement (see page 6 for examples).
4. If **Contribute** or **Develop**, you have provided suitable evidence.

If an experience has been signed off, the 'YES' box will be filled **green**. If any of the above criteria are not done, then the 'NO' box and the incomplete area will be filled **red**. For example:

<i>Form tutor use only!</i>		<i>Accredited?</i>	
<i>Experience fits into this category.</i>	<i>Experience recording sheet is fully filled in.</i>	<i>Reflection statement answers all 4 questions.</i>	<i>Evidence is provided if Contribute or Develop.</i>
YES		NO	

<i>Form tutor use only!</i>		<i>Accredited?</i>	
<i>Experience fits into this category.</i>	<i>Experience recording sheet is fully filled in.</i>	<i>Reflection statement answers all 4 questions.</i>	<i>Evidence is provided if Contribute or Develop.</i>
YES		NO	

Once signed off, your Head of Year/Assistant Head of Year may double check. If you have been checked, the top right box may be filled **blue**. If you haven't, it will just stay white. If **blue**/white you don't need to do anything. If any of the boxes are filled **red**, then you will need to sort out a problem. For example:

<i>Form tutor use only!</i>		<i>Accredited?</i>	
<i>Experience fits into this category.</i>	<i>Experience recording sheet is fully filled in.</i>	<i>Reflection statement answers all 4 questions.</i>	<i>Evidence is provided if Contribute or Develop.</i>
YES		NO	

<i>Form tutor use only!</i>		<i>Accredited?</i>	
<i>Experience fits into this category.</i>	<i>Experience recording sheet is fully filled in.</i>	<i>Reflection statement answers all 4 questions.</i>	<i>Evidence is provided if Contribute or Develop.</i>
YES		NO	




What are the key rules to remember?

- An experience will **only count once**. You can't use it lots of times **or** for different categories.
 - **For example:** You can't use the Ski Trip for **Explore** and for **Develop**.
 - **For example:** Once you've recorded helping at a parents' evening, you can't use this again - even if you help at another.
- For an experience to be completed and signed off you have to write (approximately) a **100 word reflection statement** (more detail on this below).
 - **For example:** If you take part in NEMO but do not write a reflection statement this will not count.
- When recording an experience for a category you must ensure it counts towards that category. The easiest way to do this is to **check the 'Stanway Experience - Experience Lists' document** accessible on the school website and on your Google Classroom, or to ask **Mr MacPhail** or **Mr Elbourne**.
 - **For example:** If you were to record that you went to the theatre with your family for **Explore**, this would not count as this is not a school trip.
 - **For example:** If you were to record that you improved your singing skills by moving from Grade 4 to Grade 5, this would not count as this is not a new skill.
- When recording experiences for **Develop** these must be **new skills** and not learned **in normal, day to day lessons**.
 - **For example:** If you had already been playing rugby outside of school and improved your rucking skills at school rugby club this would not count as it is not a new skill.
 - **For example:** If you had learnt how to solve an algebraic equation in Maths this would not count as you learned this in a normal, day to day lesson.
- When recording experiences for **Contribute** and **Develop** you must provide **1 piece** of evidence.
 - **For example:** If you had guitar lessons within school you could record yourself playing or get a written statement signed by your music teacher, and insert it in the Student Record.
 - **For example:** If you volunteered at a charity event for your football club you could get a picture of you at the event or get a written statement signed by the adult in charge, and insert it in the Student Record.
- You can only record **3 experiences** for each category!

- **For example:** If you've been on 5 trips, you can't record all 5 experiences for **Explore** and expect this to count towards a Level. You can only record 3 experiences.
- **For example:** If you've learnt 4 new skills, you can't record and evidence all 4 experiences for **Develop** and expect this to count towards a Level. You can only record 3 experiences.

In summary!

- The Stanway Experience is a programme where you are **acknowledged** and **rewarded** for the amazing things you do over the five years that you are at The Stanway School.
- There are **5 categories: Explore, Contribute, Engage, Develop** and **Appreciate**.
- There are **3 milestones**:
 - **Level One** (5 experiences in at least 3 categories)
 - **Level Two** (9 experiences in at least 4 categories)
 - **Level Three** (12 experiences in all 5 categories)
- It links closely to your **Stanway Standard Award** and **Prefect** applications.

Omnium Ribbon Award	Bicameral Ribbon Award	Triumvirate Ribbon Award
		
You should look to have: Stanway Experience Level One	You should look to have: Stanway Experience Level Two	You should look to have: Stanway Experience Level Three

- You record an experience by:
 - Ensuring it fits in a category by checking the ‘Stanway Experience - Experience Lists’ document accessible on the school website and on your Google Classroom.
 - Fully filling in the recording sheet.
 - Writing a 100 word reflection statement.
 - Submitting evidence if required.
- Your experience is **signed off** by your **form tutor** and may be **accredited** by your **Head of Year**. Remember if anything boxes are filled **red** make sure you sort out any problems.
- Remember the rules!

